
Stainless Steel Staircases and Balustrades (MR Industrial)

Contents

MR Industrial Services
Matthew Ross
matthew@mrindustrialservices.co.uk
3 Oakley Pond
Great Oakley
Corby
Northamptonshire
NN18 8NN
07714 442 196



winvic

winvic.co.uk

Contents

Scope of Works

Certificates/Warranties/Guarantees

Cleaning and Maintenance Regimes

Data Sheets



winvic

winvic.co.uk

Scope of Works



winvic

winvic.co.uk



O&M Manual

Plot 11 EMG

Cat Ladder – Level 2 to plant Deck

Material

- All components constructed using Mild Steel and Hot dip Galvanised to BS EN ISO 1461,

Fixings

- Steels tied into building with M16x140 Hilti type bolts, BZP
- Steel to steels fixed with 4No M12x60 XO, BZP
- Mechanically test fixings every 12 Months.
- Tighten all loose fixings immediately.
- Replace all Bolts/Nuts/washers as required.

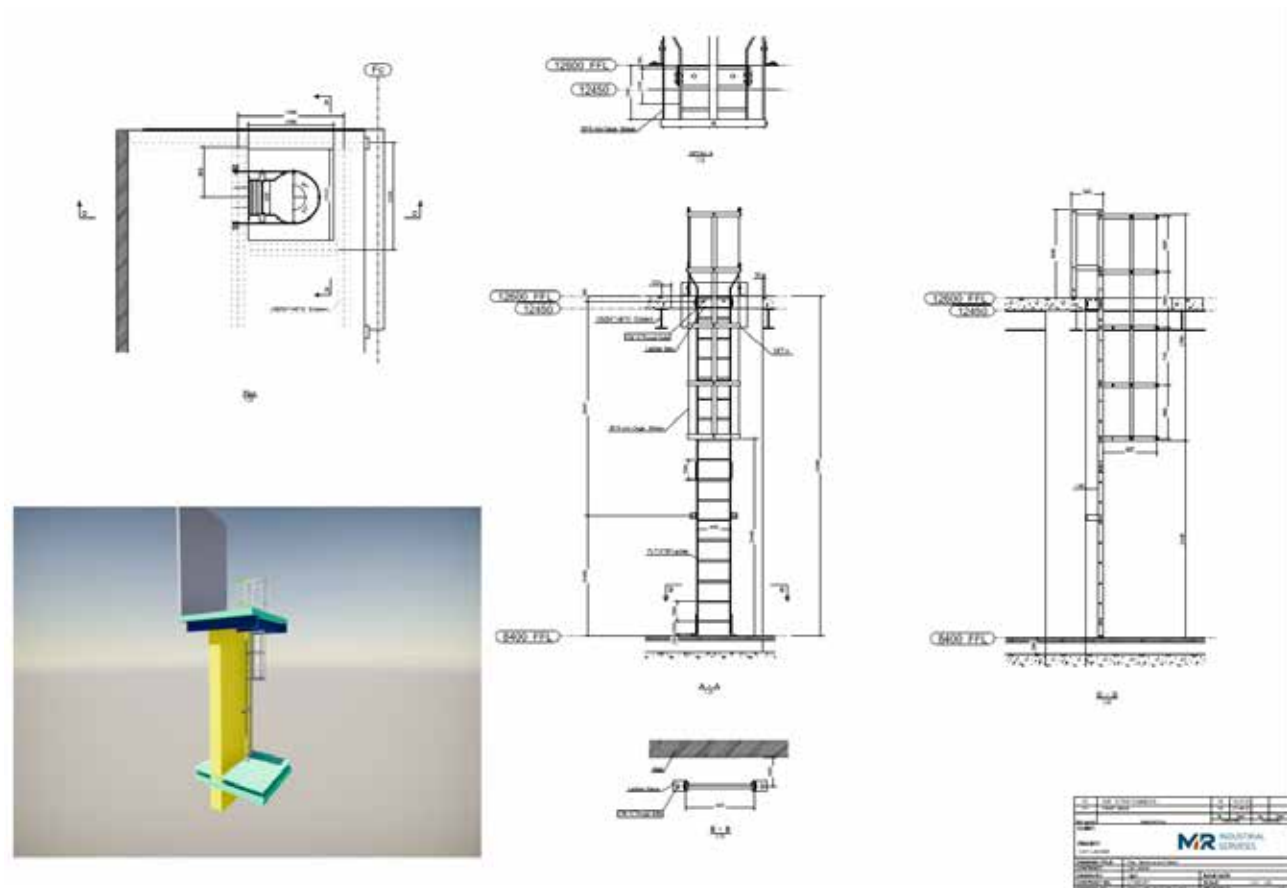
Cleaning

Galvanizing may be cleaned using a water-based emulsifier, alkaline-based cleaners with a pH of 12 or lower or organic solvents. Then rinse the area with fresh water and simply wipe clean with a soft cloth.

Structural Parts

- Visually inspect all structural parts every 12 months.

Replace all parts showing damage/wear/defects with like for like parts purchased through MR Industrial Services.



T +44 (0) 1536 204510

E info@mrindustrialservices.co.uk

M.R Industrial Services Ltd, 16 Brunel Road,
Earlstrees Industrial Estate, Corby, Northamptonshire, NN17 4JW

Plot 11
EMG
www.mrindustrialservices.co.uk

Certificates/Warranties/Guarantees

N/A



winvic

winvic.co.uk

Cleaning and Maintenance Regimes



winvic

winvic.co.uk



Cleaning and Maintenance Regimes

This maintenance schedule for **P21-044 Plot 11 EMG** to be followed from PC date (**10/10/2022**) year on year to ensure all plant and equipment is kept within warranty.

Please keep a log of these inspections so that records can be checked should an issue arise.

Code; ✓ Blue – Recommended ✓ Red – To Maintain Warranty

Item	Daily	Weekly	Monthly	3 Months	6 Months	9 Months	Annually	5 Yearly	Certificates	Regime
Cat Ladder – Level 2 to Plant Deck							✓			Galvanizing may be cleaned using a water-based emulsifier, alkaline-based cleaners with a pH of 12 or lower or organic solvents. Then rinse the area with fresh water and simply wipe clean with a soft cloth.
Dock Stairs							✓			Galvanizing may be cleaned using a water-based emulsifier, alkaline-based cleaners with a pH of 12 or lower or organic solvents. Then rinse the area with fresh water and simply wipe clean with a soft cloth.

Item	Daily	Weekly	Monthly	3 Months	6 Months	9 Months	Annually	5 Yearly	Certificates	Regime
Stainless Steel Handrail & Balustrade							✓			Stainless Steel <ul style="list-style-type: none"> • Clean stainless steel when it is cool to the touch. • Use a mild detergent, or dilute (1%) ammonia solution in warm water. • Use clean water. • Wipe down with a clean sponge or cloth. • Use clean rinsing water to avoid water marks. • Dry with disposable wipes or an air blower.
Stair Platform							✓			Galvanizing may be cleaned using a water-based emulsifier, alkaline-based cleaners with a pH of 12 or lower or organic solvents. Then rinse the area with fresh water and simply wipe clean with a soft cloth.
Stair Access Tower							✓			Galvanizing may be cleaned using a water-based emulsifier, alkaline-based cleaners with a pH of 12 or lower or organic solvents. Then rinse the area with fresh water and simply wipe clean with a soft cloth.

Data Sheets



winvic

winvic.co.uk

Dock Stairs (3off)

Material

- All components constructed using Mild Steel and Hot dip Galvanised to BS EN ISO 1461, Yellow nosing

Fixings

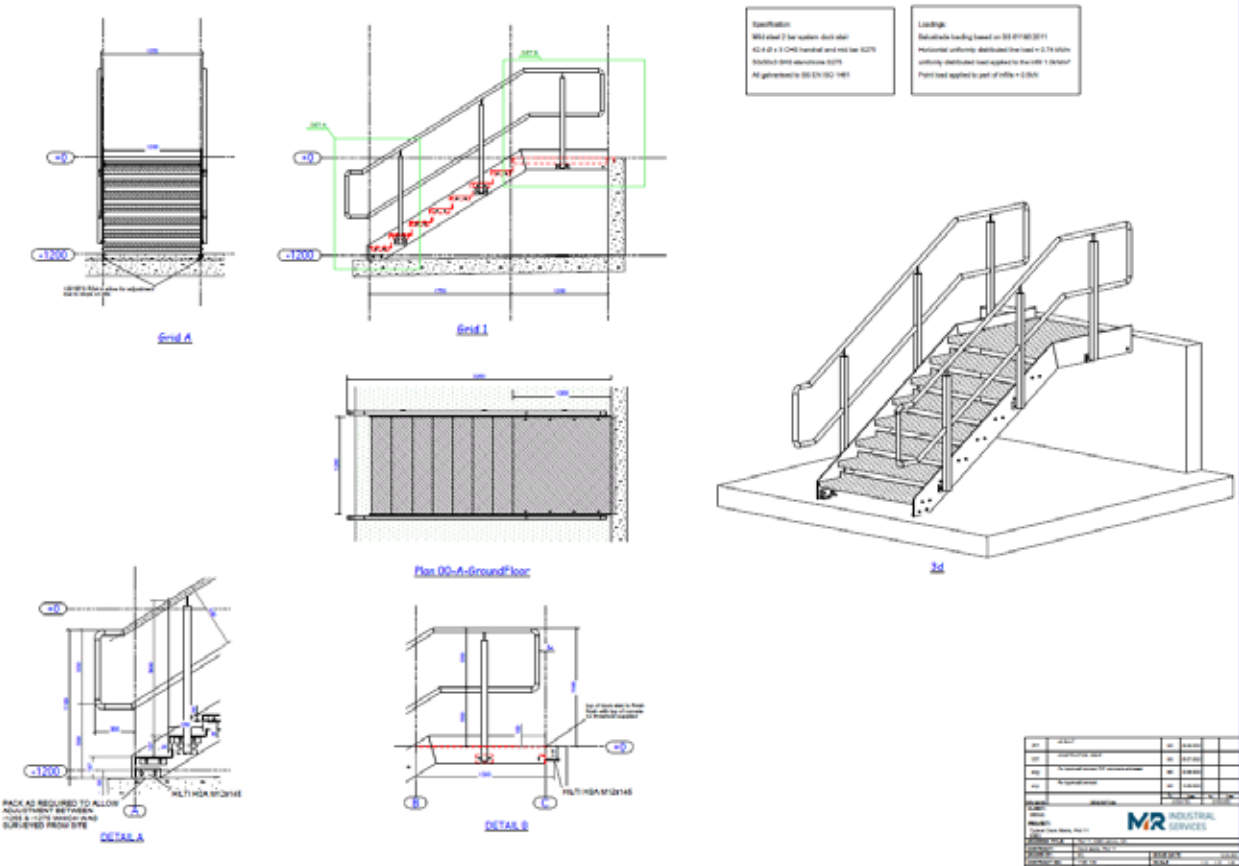
- Stringers fixed to concrete with M16x140 Hilti type bolts, BZP
- Stanchions fixed with 4No M12x55 XOX, BZP
- Mechanically test fixings every 12 Months.
- Tighten all loose fixings immediately.
- Replace all Bolts/Nuts/washers as required.

Cleaning

Galvanizing may be cleaned using a water-based emulsifier, alkaline-based cleaners with a pH of 12 or lower or organic solvents. Then rinse the area with fresh water and simply wipe clean with a soft cloth.

Structural Parts

- Visually inspect all structural parts every 12 months.
- Replace all parts showing damage/wear/defects with like for like parts purchased through MR Industrial Services.



T +44 (0) 1536 204510

E info@mrindustrialservices.co.uk

M.R Industrial Services Ltd, 16 Brunel Road,
Earlstrees Industrial Estate, Corby, Northamptonshire, NN17 4JW

Plot 11
EMG
www.mrindustrialservices.co.uk

Stainless Steel Handrail & Balustrade in hub office and main office.

Material

- stainless steel balustrade and handrail 42.4Ø with 3 bar stainless steel infills, grade 304.

Fixings

- Balustraded fixed to concrete with M8x100 resin fix bolts, BZP
- Wall rails fixed with M5.5 x 60 wood screws into Pattress
- Mechanically test fixings every 12 Months.
- Tighten all loose fixings immediately.
- Replace all Bolts/Nuts/washers as required.

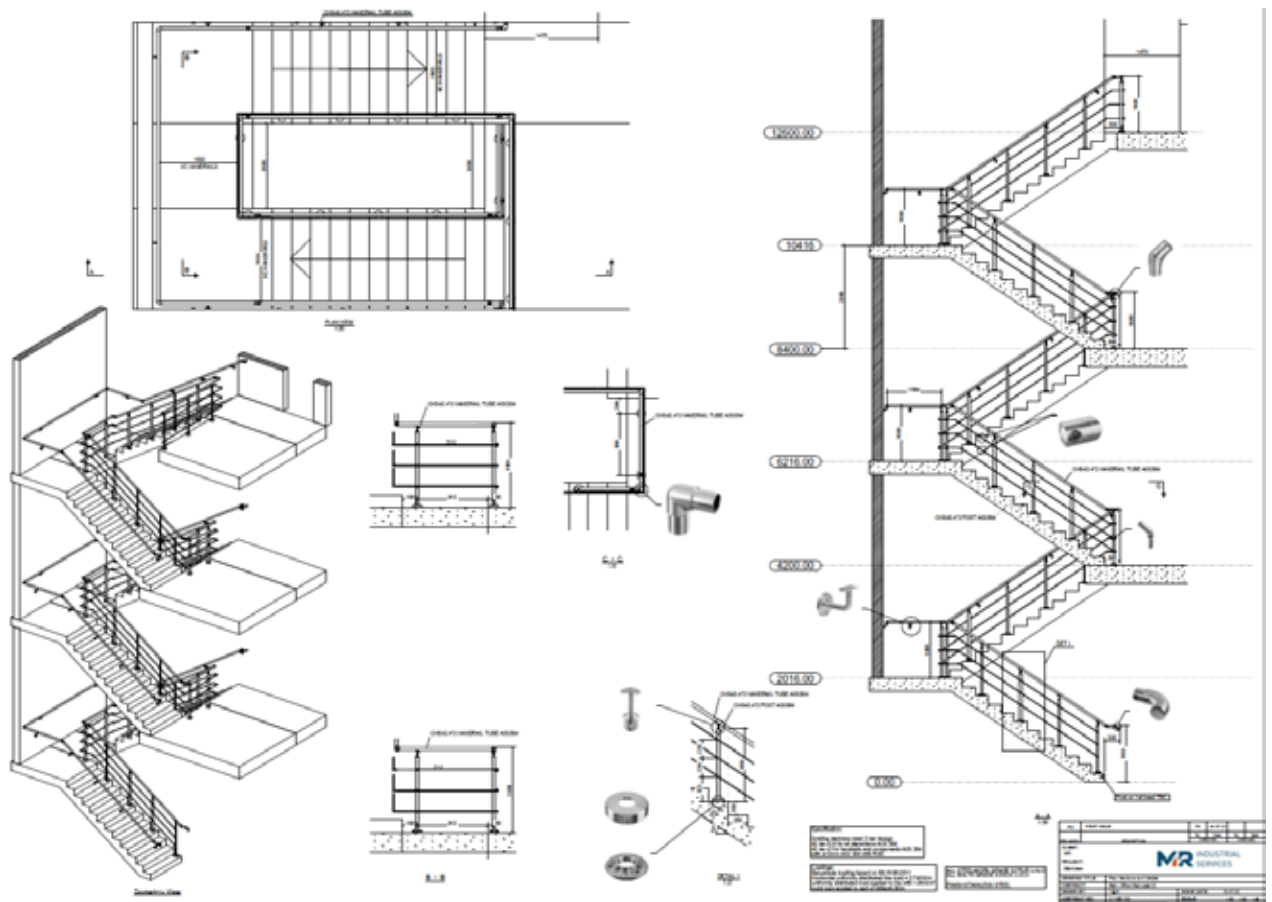
Cleaning

Stainless Steel

- Clean stainless steel when it is cool to the touch.
- Use a mild detergent, or dilute (1%) ammonia solution in warm water.
- Use clean water.
- Wipe down with a clean sponge or cloth.
- Use clean rinsing water to avoid water marks.
- Dry with disposable wipes or an air blower.

Structural Parts

- Visually inspect all structural parts every 12 months.
- Replace all parts showing damage/wear/defects with like for like parts purchased through MR Industrial Services.



T +44 (0) 1536 204510

E info@mrindustrialservices.co.uk

Stair Platform – East and West Hub Material

- All components constructed using Mild Steel and Hot dip Galvanised to BS EN ISO 1461, Yellow nosing

Fixings

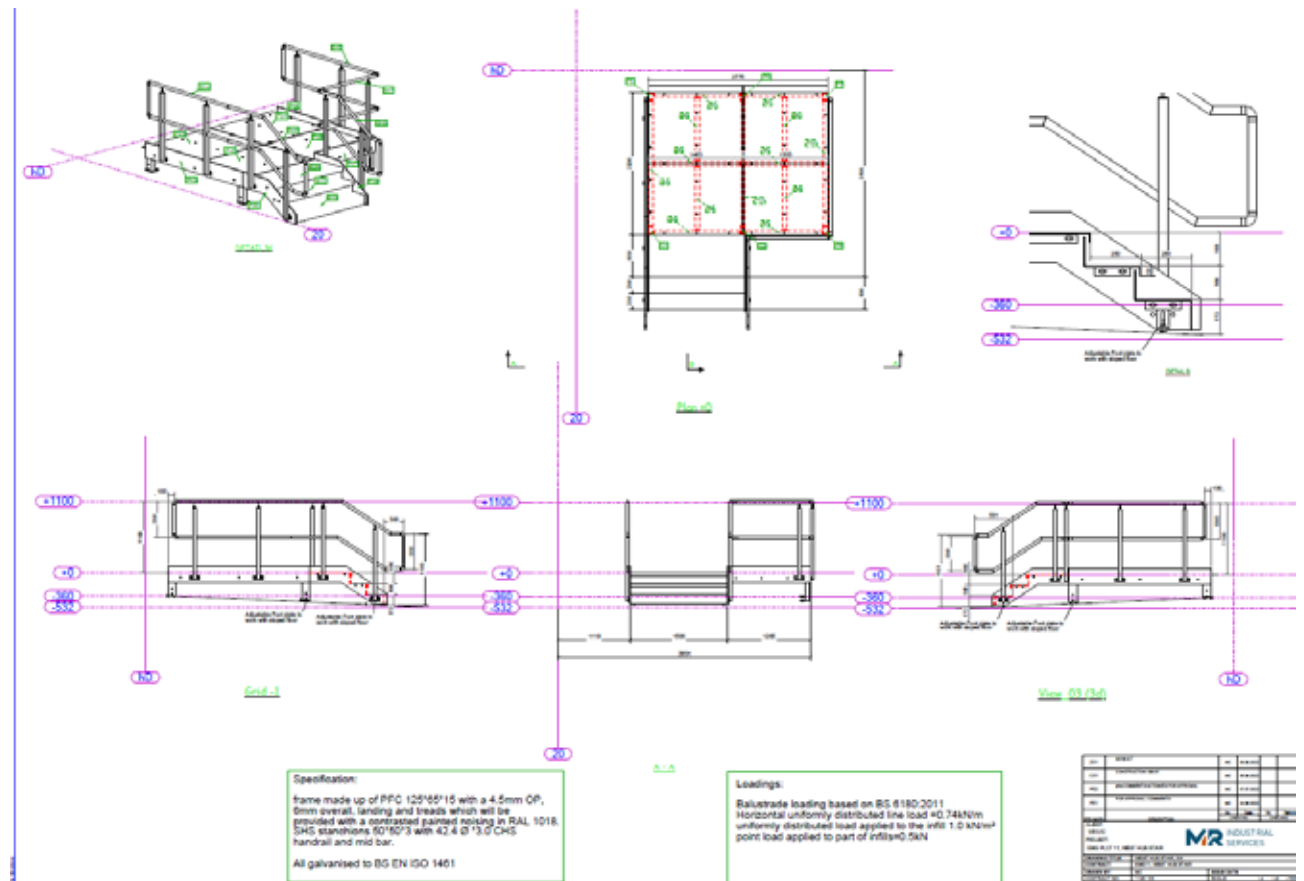
- Stringers fixed to concrete with M16x140 Hilti type bolts, BZP
- Stanchions fixed with 4No M12x55 XOX, BZP
- Mechanically test fixings every 12 Months.
- Tighten all loose fixings immediately.
- Replace all Bolts/Nuts/washers as required.

Cleaning

Galvanizing may be cleaned using a water-based emulsifier, alkaline-based cleaners with a pH of 12 or lower or organic solvents. Then rinse the area with fresh water and simply wipe clean with a soft cloth.

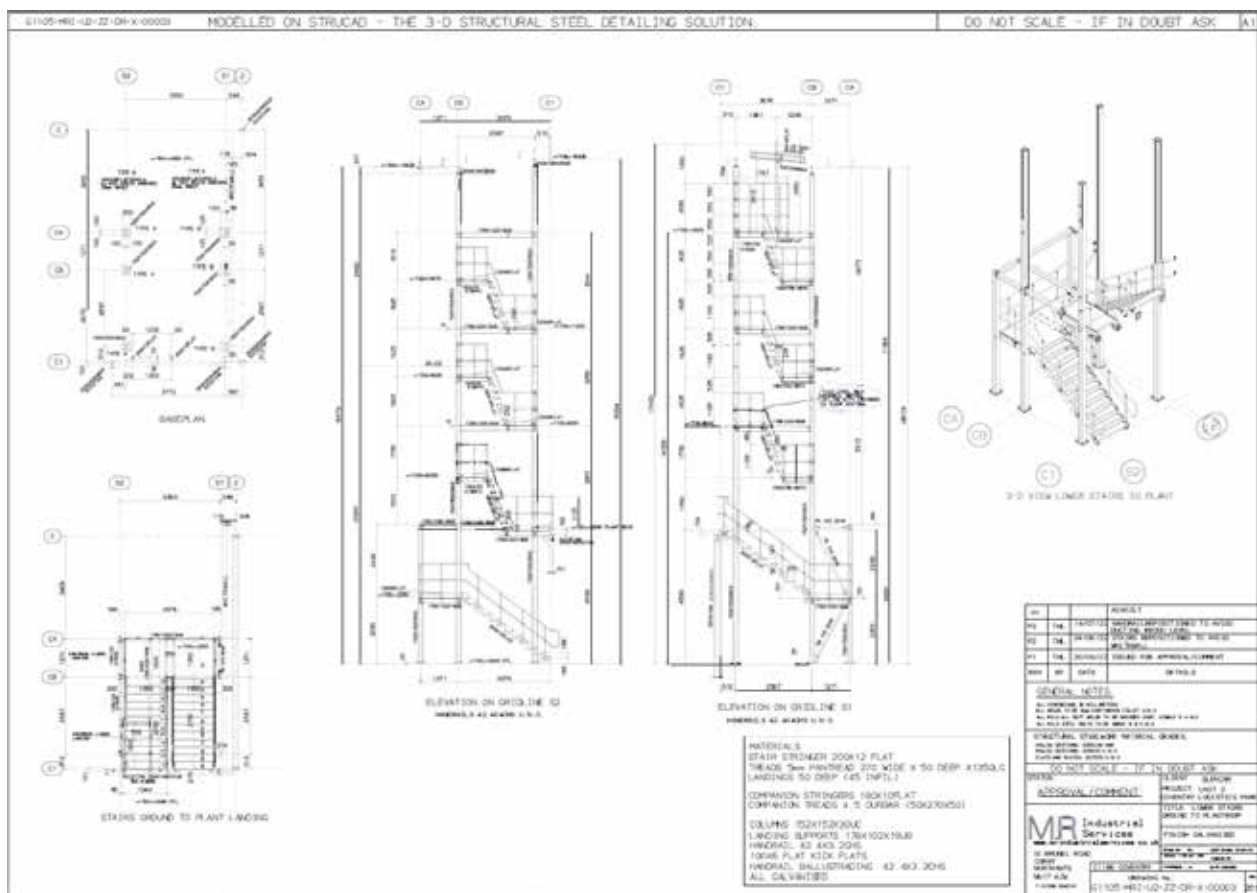
Structural Parts

- Visually inspect all structural parts every 12 months.
- Replace all parts showing damage/wear/defects with like for like parts purchased through MR Industrial Services.



T +44 (0) 1536 204510

E info@mrindustrialservices.co.uk



Stair Access Tower – Unit 3

Plant deck Stairs

Material

- All components constructed using Mild Steel and Hot dip Galvanised to BS EN ISO 1461,

Fixings

- Stringers fixed to concrete with M16x140 Hilti type bolts, BZP
- Stanchions fixed with 4No M16x55 XOx, BZP
- Mechanically test fixings every 12 Months.
- Tighten all loose fixings immediately.
- Replace all Bolts/Nuts/washers as required.

Cleaning

Galvanizing may be cleaned using a water-based emulsifier, alkaline-based cleaners with a pH of 12 or lower or organic solvents. Then rinse the area with fresh water and simply wipe clean with a soft cloth.

Structural Parts

- Visually inspect all structural parts every 12 months.
- Replace all parts showing damage/wear/defects with like for like parts purchased through MR Industrial Services.

T +44 (0) 1536 204510

E info@mrindustrialservices.co.uk

